

STANDARD SETTING

| | |
|------------------|--------------------|
| transmitter mode | active |
| receiver mode | passive |
| mode | full duplex |
| current in loop | ±20 mA |

TECHNICAL DATA

| | |
|--|---------------------------|
| number of independent channels | 2 |
| max. transfer rate | 115 kb/s |
| max. line length | 5 500 m |
| connector RS232c | D-SUB 09 pin F or RJ45 |
| connector Current Loop | D-SUB 09 pin M or RJ45 |
| galvanic separation | 1 kV |
| overvoltage (soft) protection – CL | 600W/1ms |
| overvoltage (soft) protection – power supply | 600W/1ms |
| power supply | 10 – 20V DC |
| power consumption | max 4 W |
| dimension | 135 x 95 x 50 mm |

WARRANTY CONDITIONS

ComErgon provides full warranty of 12 month for serial interface module PRO 1.0/CLDS starting on the day of purchase.

The warranty is except for the cases in which the functioning of the module has been affected by faulty manipulation, natural catastrophes or other external factors.



PRO 1.0/CLDS

2-channel isolated converter

RS 232 - Current Loop ±20mA



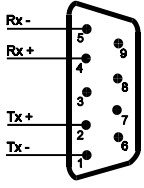
tel.: +421-2- 4445 8783
tel./ fax.: +421-2- 4425 9006

Pionierska 15, 831 02 Bratislava
Slovak Republic
e-mail: service@comergon.sk
http: www.comergon.sk

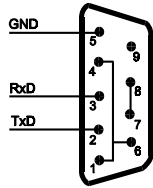
INPUT AND OUTPUT CONNECTORS

CL side

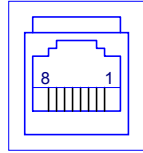
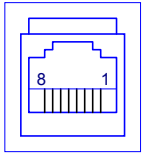
connector D-SUB 9



RS232c side



connector RJ45



- 3 (-) TxD
- 4 (-) RxD
- 5 (+) RxD
- 6 (+) TxD

- 4 RxD
- 5 TxD
- 6 GND

TWO MODULES CONNECTION

| module 1 | moduel 2 |
|---------------------------|------------|
| FULL DUPLEX- DSUB9 | |
| (Tx -) 1 | → 5 (Rx -) |
| (Tx +) 2 | → 4 (Rx +) |
| (Rx -) 5 | ← 1 (Tx -) |
| (Rx +) 4 | ← 2 (Tx +) |
| FULL DUPLEX- RJ45 | |
| (Tx -) 3 | → 4 (Rx -) |
| (Tx +) 6 | → 5 (Rx +) |
| (Rx -) 4 | ← 3 (Tx -) |
| (Rx +) 5 | ← 6 (Tx +) |

LAYOUT

